


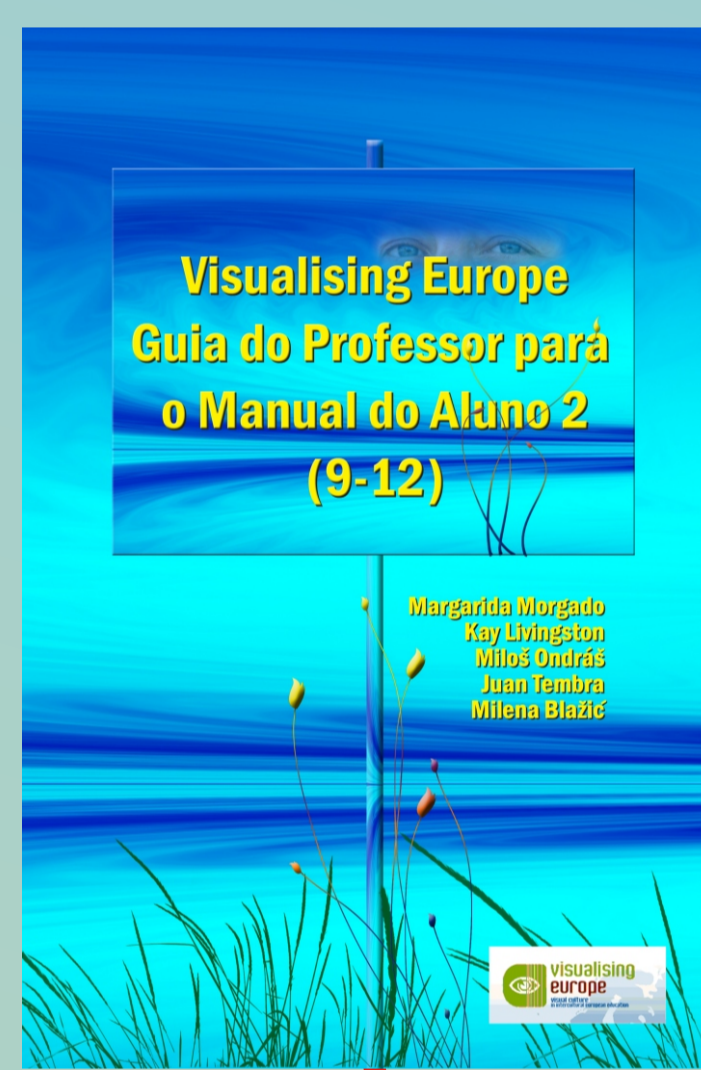
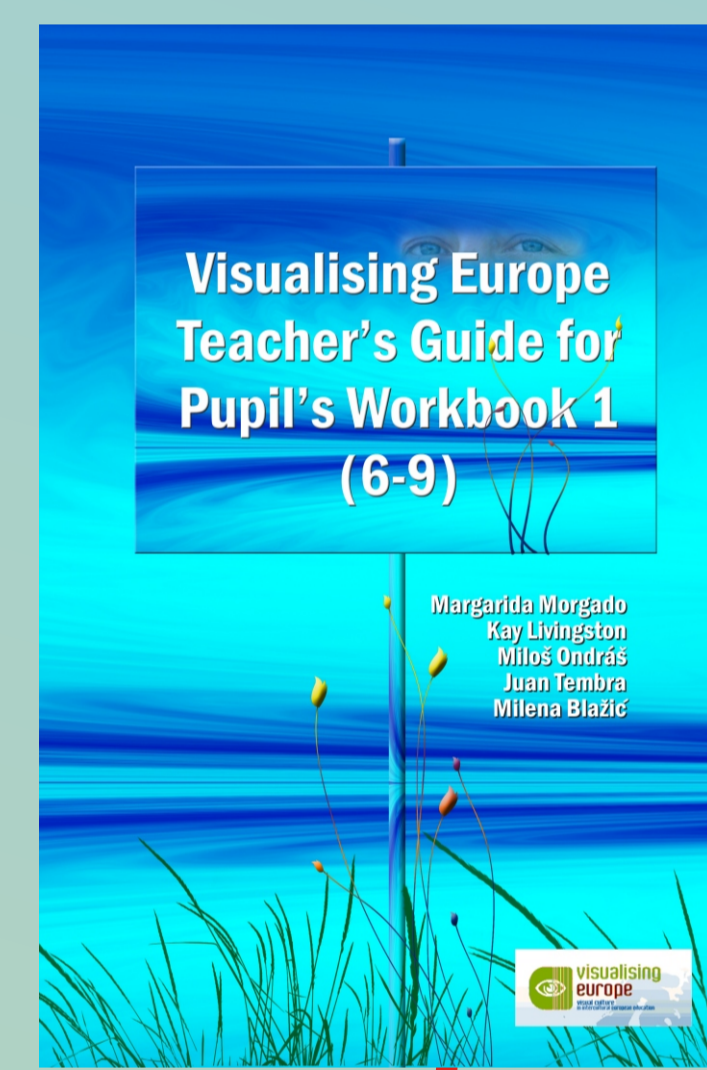
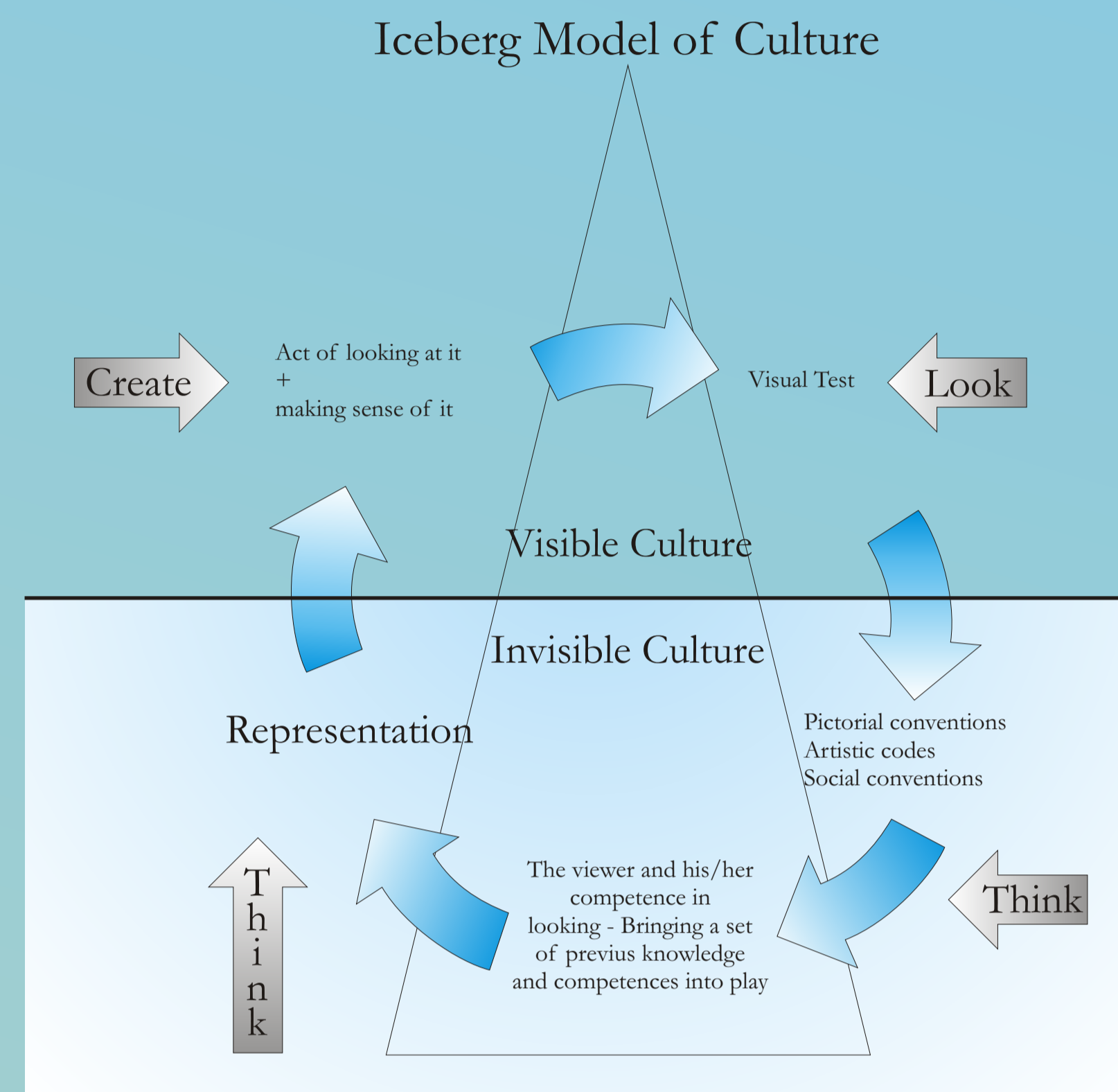
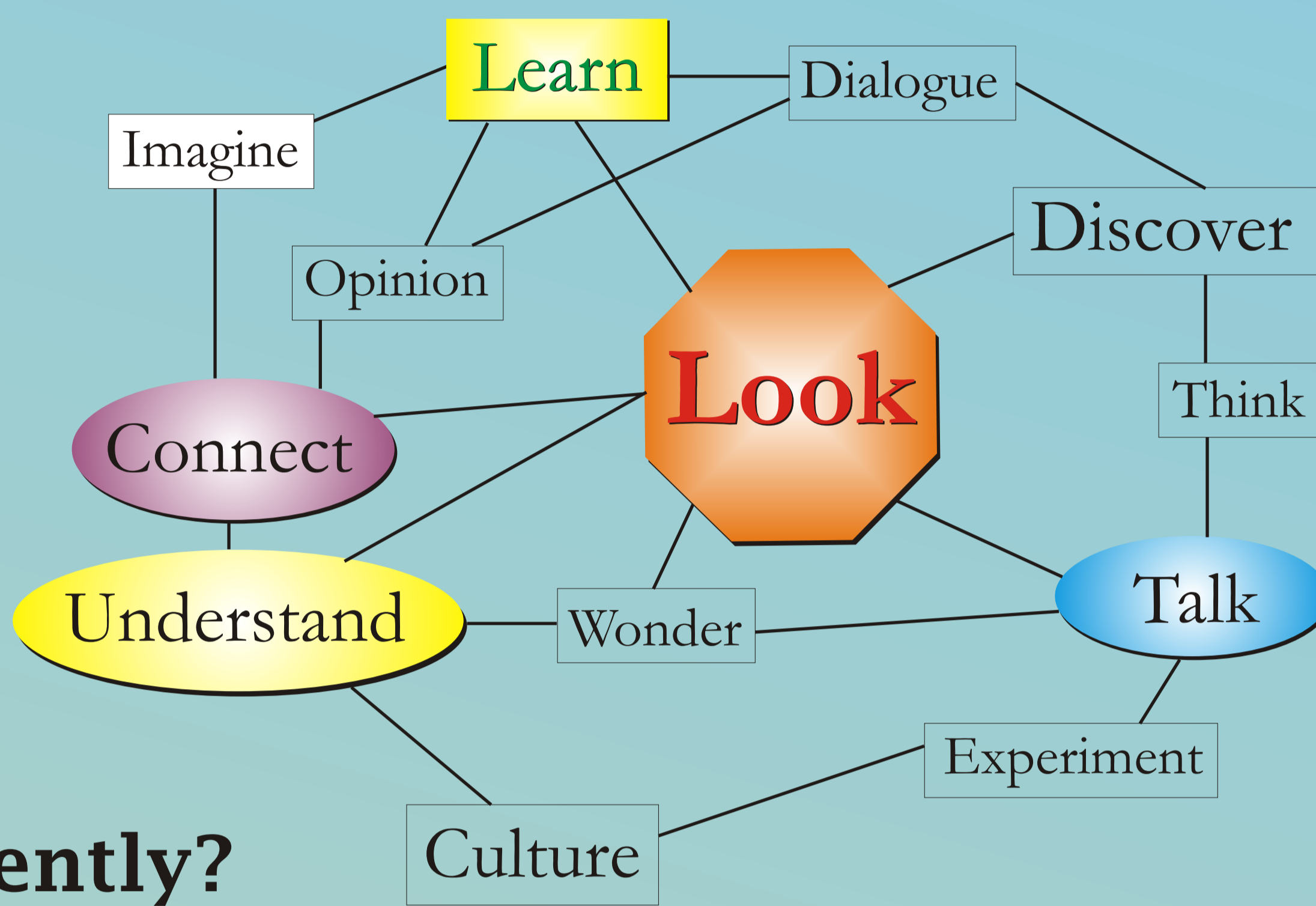
# Visualising Europe: Visual Literacy and Intercultural European Education

226411 - CP - 1 - 2005 - 1 - PT - COMENIUS - C21



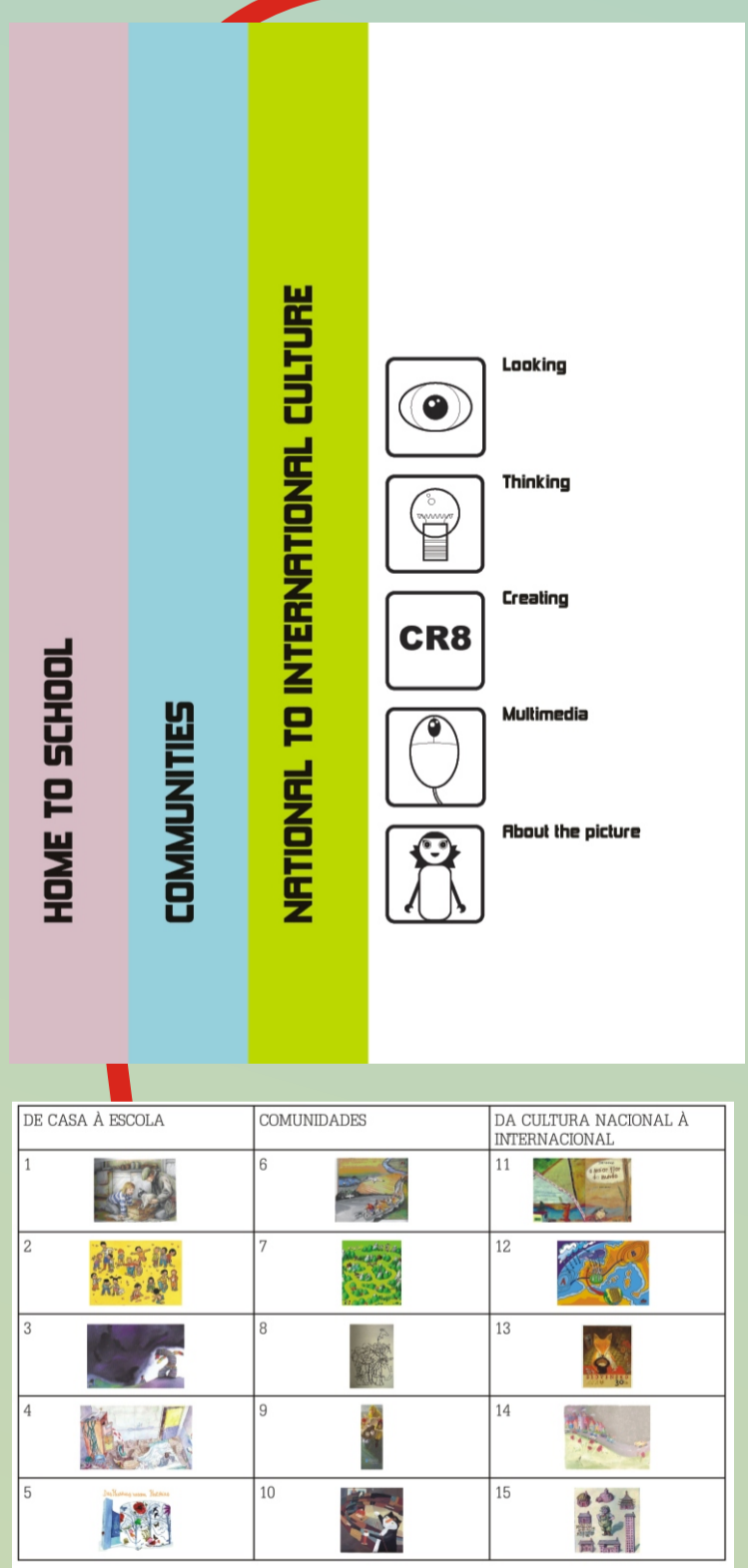
Do we really reflect on the books/pictures we are using to teach our children about their own culture and that of others?

- ✓ What do you see?
- ✓ What does it mean?
- ✓ What can you use it for?
- ✓ How could you look at it differently?



<http://ve.e.se.ipcb.pt>

- ✓ English
- ✓ Português
- ✓ Español



UNIT	TOPIC	UNIT	TOPIC
1	Looking	11	Thinking
2	Thinking	12	Creating
3	Creating	13	Multimedia
4	Multimedia	14	About the picture
5	About the picture	15	Summary

**Visualising Europe: Teacher's Guide for Pupil's Workbook 1 (6-9)**

**Aims of the Unit**

- To read and produce visual texts.
- To interpret, compare, express and create visual texts.
- To recognise similarities and differences among elements.
- To be able to work with different genres of visual texts.

**Visual Text Analysis - Special Features**

The visual text is an expression of a group of human beings, mostly of children's perspective and also of two human figures that may be identified as adults. It is a plane that the child figures are equally represented in the playing and they are engaged in several types of interaction. However, a closer look would show that there is a high representation of the perspective of other countries, American and European systems. The visual text is a complex one, and it is a challenge for the child figure to understand it. The visual text is a complex one, and it is a challenge for the child figure to understand it. The visual text is a complex one, and it is a challenge for the child figure to understand it.

**Visualising Europe: Guia do Professor para o Manual do Aluno 2 (9-12)**

**Aims of the Unit**

- To read and produce visual texts.
- To interpret, compare, express and create visual texts.
- To recognise similarities and differences among elements.
- To be able to work with different genres of visual texts.

**Visual Text Analysis - Special Features**

The visual text is an expression of a group of human beings, mostly of children's perspective and also of two human figures that may be identified as adults. It is a plane that the child figures are equally represented in the playing and they are engaged in several types of interaction. However, a closer look would show that there is a high representation of the perspective of other countries, American and European systems. The visual text is a complex one, and it is a challenge for the child figure to understand it. The visual text is a complex one, and it is a challenge for the child figure to understand it. The visual text is a complex one, and it is a challenge for the child figure to understand it.

## Activities & Outcomes

**Needs analysis**  
Needs analysis questionnaires in 5 countries  
Written report on questionnaires

**Pupils' Workbooks**  
draft version 6-9 / 9-12 tested by educators  
Pupils' Workbook 1 EN / PT / ES  
Pupils' Workbook 2 EN / PT / ES

**Teachers' Guides**  
draft version to PW1 / to PW 2 tested by educators  
Teacher's Guide to Pupils' Workbook 1 EN / PT  
Teacher's Guide to Pupils' Workbook 2 EN / PT  
Final evaluation by educators

**Trials of Materials**  
Teacher Education  
Course 1 in Castelo Branco, Portugal  
Course 2 in Tortosendo, Portugal  
Course 3 in Glasgow, Scotland, UK

**Dissemination**  
Website in EN / PT <http://ve.e.se.ipcb.pt>  
Papers presented at conferences:  
International Conference 'Património Cultural e Globalização', Castelo Branco, May 2006  
'Language, Communication, Culture' International conference, Lisbon, November 2006.  
International EDM REPORTER Comenius Network International Conference, Russe, Bulgaria, May 2007  
IILL Dissemination Conference in Istanbul, Turkey, 28 June 2007

TABELA 9. RELAÇÃO DAS UNIDADES DO MANUAL DO ALUNO 2 COM OS TÓPICOS CURRICULARES NO 2º CICLO DO ENSINO BÁSICO (9-12)

Interpretação Visual	Tópicos curriculares	EDUCAÇÃO INTERCULTURAL														
		1	2	3	4	5	6	7	8	9	10	11	12	13	14	15
Modo de representação	Formas, simbologias e estilos															
Língua	Identificação, reconhecimento, usos e estilos															
Forma	Tempo e sequência histórica															
Cor	Características e estilos															
Figura	Região, direção e representação simbólica															
Design	Características e estilos de representação															
Estilo	Identificação de estilos e integração de estilos															
Interação	Estilos e diversidade															

TABELA 10. CONTEÚDOS DOS TÓPICOS LINGÜÍSTICOS E CULTURAIS

UNIDADES	APRENDER UMA LÍNGUA ESTRANGEIRA	CONTEÚDOS SOBRE CULTURAS ESPECÍFICAS	TÓPICOS CULTURAIS
1			COMUNICAÇÃO (MENSAGENS)
2	INGLÊS, PORTUGUÊS, ESLOVACO, ESLOVENO E ESPANHOL		BIBLIOTECAS E INTERNET
3		LINGUAGEM SIMBÓLICA	LENDAS AFRICANAS
4		IDADE E EDUCAÇÃO FORMAL NAS ESCOLAS PRIMÁRIAS EUROPEIAS	EDUCAÇÃO E VIDA ESCOLAR
5		ARTE ABSTRACTA	LEITURA E IMAGINAÇÃO
6		ARTE ABSTRACTA	LEITURA E IMAGINAÇÃO
7	PORTUGUÊS	O ARQUIPELAGO DOS AÇORES	LENDAS LIGADAS A LOCAIS ESPECÍFICOS; VIDA NUMA ILHA, CIDADÃO E CAMPO
8	ESLOVACO E INGLÊS	FESTIVAL DO FILME DE ANIMAÇÃO DE BRATISLAVA	LENDAS LIGADAS A LOCAIS ESPECÍFICOS; PUBLICIDADE; FILME
9		VIDA INSULAR NA ESCÓCIA	VIDA NUMA ILHA; HORÁRIOS
10		REPRESENTAÇÃO ABSTRACTA	LEITURA E LIVROS
11	PORTUGUÊS	FEIRA INTERNACIONAL DO LIVRO INFANTIL	LEITURA
12	CATALÃO, ALEMÃO		
13		ALICE NO PAÍS DAS MARAVILHAS	NONSENSE; ANIMAIS E PESSOAS
14		OS ANOS 50 DO SÉCULO XX NA AMÉRICA	MAR E TERRA
15			VIDA URBANA - ACONTECIMENTO

