

Case Reports

DOI: 10.53681/c1514225187514391s.29.133

ORGANIC WASTE BIO-BASED MATERIALS FOR 3D EXTRUSION: EGGSHELLS, SHELLS SAND AND COFFEE GRAINS WITH SODIUM ALGINATE


Materiais de base biológica com resíduos orgânicos para extrusão 3D: Cascas de ovos, areia de conchas e grãos de café com alginato de sódio



CAROLINA VASCO COSTA DELGADO¹
Investigation, Writing and Visualization
ORCID: 0000-0003-2904-1829



REBECCA LOUISE BREUER²
Investigation and Validation
ORCID: 0000-0003-3197-5444



GABRIELA SANTOS FORMAN³
Supervision and Validation
ORCID: 0000-0002-3029-5413

^{1/3}CIAUD, Research Centre for Architecture, Urbanism and Design, Lisbon School of Architecture, Universidade de Lisboa

²Amsterdam University of Applied Sciences, Netherlands

Correspondent Author:

Carolina Vasco Costa Delgado
Rua Sá Nogueira, Pólo
Universitário, Alto da Ajuda
1349-063 Lisboa.
carolinavcdelgado@gmail.com

ABSTRACT

This study explores bioplastics fabrication based on alginate polymer with added glycerine as a plasticizer, creating flexibility, and organic waste was used as a filler avoiding shrinkage. Exploratory, observational and experimental, Literature Review, amongst other methods, were used within a Qualitative and Quantitative Methodology by Design through practice. The research material was documented through an open-source FabLab platform and shared with a community of researchers and future designers who want to design innovative and environmentally friendly materials to replace synthetic plastics. Fifteen different bio-based materials resulted from this experiment, applicable for varied applications. Results show that different fillers added to sodium alginate and glycerine present ample opportunities for sustainable bio-ceramics, biocomposites and bio-plastics.

KEYWORDS

Bio-based materials, alginate biocomposites, open-source, 3D handheld printing, FabLab

RESUMO

Este estudo explora a fabricação de bioplásticos à base de polímero de alginato com adição de glicerina como plastificante, criando flexibilidade. Resíduos orgânicos foram usados como enchimento e reduzir o encolhimento. Foram utilizados métodos Qualitativos e Quantitativos para Design através da prática, tais como: Exploração, Observação e Experimentação, e Revisão de Literatura, entre outros. O material de pesquisa foi documentado por meio de uma plataforma FabLab de código aberto e compartilhado com uma comunidade de pesquisadores e futuros designers que desejam projetar materiais inovadores e ecológicos capazes de substituir os plásticos sintéticos. Resultaram desta experiência quinze materiais de base biológica, aplicáveis a diversas funções. Os resultados mostram que diferentes enchimentos adicionadas ao alginato de sódio e glicerina apresentam amplas oportunidades para biocerâmicas, biocompósitos e bioplásticos sustentáveis.

PALAVRAS-CHAVE

Materiais de base biológica, biocompósitos de alginato, open-source, Impressora 3D de mão, FabLab.

Submission date:

17/02/2022

Acceptance date:

01/04/2022

© 2022 Instituto Politécnico de Castelo Branco.
Convergências: Volume 15 (29)
31 maio, 2022

1. INTRODUCTION

1.1. Design for sustainability

Once an excellent solution for designing all kinds of products, plastic has become one of the most urgent problems to tackle currently. The material created to last is now, ironically, used for single-use purposes. Thirty-three per cent of all plastic – water bottles, straws and, most recently, unnecessary plastic packaging from e-commerce giants such as Amazon – is used once and thrown away (*Plastic Pollution Coalition*, n.d.). Plastic, however, will not biodegrade but breaks down into microscopic particles, contaminating the waters, threatening wildlife, poisoning food chains, affecting human health, the environment and costing billions to halt (*Ibid.*). Thus, there is an urgent need for plastic alternatives within the Design industry (Lockton et al., 2013).

The design process should include the state art of materials, and their most sustainable solutions should be identified. However, many times the design team has cost and time limitations and may not have all the solutions available. Nevertheless, material changes in the subsequent phases of production are more complex and expensive, delaying and compromising the final product. It is easier and less costly when available sustainable materials are intertwined with the design process. Therefore, materials experiments during the product design and fast prototyping allow easier changes and results. When considering closing the product life loop into a Circular Economy, the design process for each product element, assembling parts and machines available are the basis for identifying and evaluating the externalities. Once all the elements are defined, corrections can improve the sustainable product impact (Pfeifer, 2009). Therefore, bio-based materials reveal opportunities when considering a sustainable economy.

2. STATE OF THE ART

2.1. Bio-based composites

Bio-based composites can combine two or more materials from a natural source: a reinforcing (e.g. fibres, particles) and a matrix (e.g. polymer, metal or ceramic). According to Saxena *et al.*, soon, biodegradable polymers are expected to replace synthetics. Natural fibre composites are easily available, renewable, low-cost, lightweight and with specific strengths and stiffnesses. Bio-composites have received much commercial success in the semi-structural as well as structural applications (Saxena et al., 2011, p. 124).

Organic-based bio-plastic uses natural polymers from renewal biomass sources through polymerization reaction (Kipngetich & Hillary, 2012).

Green composites can be defined as bio-derived polymers reinforced with natural fibres; these might take on different properties and applications. According to Dicker *et al.*, the main attribute of green composites “is their tendency to absorb water and degrade; a complementary application attribute would be limited exposure to moisture” (Dicker et al., 2013). Nevertheless, this material research study focused on hydrophobic properties to provide material longevity, resilience and applicability in 3D projects (e.g. pots, reusable packaging, tableware, furniture); (Sauerwein, 2020). Therefore, waterproof seaweed-based polymer (i.e. sodium alginate) was chosen, considering future studies can access raw material (both in Portugal and the Netherlands).

Seaweed in Europe, in North Atlantic and the Mediterranean, are used for varied purposes from food to bio-fertilizers. Depending on the size, they have named macroalgae or seaweed (i.e. benthic) or microalgae (i.e. planktonic) and be divided into three taxonomic

groups: Chlorophyta (green algae), Rhodophyta (red algae) and Phaeophyceae (brown algae). Seaweed presents an added value by neutralizing greenhouse gas emissions from factories, remediating wastewater and using CO₂ as a nutrient source (Ferreira, 2014). Seaweed may be collected by mechanical harvesting, by boat, or manual depending on the species, allowing a simple, productive and eco-friendly industry with low investment (Radulovich et al., 2015). Another advantage of seaweed is the high growth rate (Kipngetich & Hillary, 2012, p. 11).

Brown algae contain Algins with a large amount of alginate used for many applications (e.g. biomedical, packaging, food, paper industry, textiles, wound dressing).

When crosslinked with calcium chloride, **sodium alginate** (the most common salt of alginate) generate strong gels that can be used and applied with different methods (e.g. solvent casting, extrusion, spraying). In addition, seaweed-based materials mechanical properties can be changed depending on the plasticizers: improving flexibility and resistance and reducing brittleness (Senturk Parreidt et al., 2018).

2.2. Organic Waste Fillers

Natural fillers can be classified depending on three sources: Plant, Animal and Mineral. The different sources were used for this study. Three waste fillers were used:

Chicken Eggshells from industrial by-products constitutes a severe environmental hazard. However, they contain up to 95% calcium carbonate and can be used as a value bio-filler for composites (Toro et al., 2007).

Shell sand is mainly formed from shells, barnacles, sea urchins, snails and skeletal calcareous algae. Natural shell sand takes a long time to be naturally created. Therefore, it can be considered a non-renewable resource (Norges Geologiske Undersøkelse, n.d.). Nevertheless, shells collected from the aquaculture and seafood industry provide a valuable biomaterial with environmental and economic benefits instead of waste resources (Morris et al., 2019).

Coffee Grounds the majority of the 7 million metric tons of coffee produced each year, goes to a landfill or is composted. Nonetheless, materials with coffee grounds can result in a biodegradable composite, light, with the smell of coffee.

See materials inspirations on fig.1, fig.2 and fig.3.



Fig.1
Source: the author



Fig.2

Source: the author



Fig.3

Source: the author

3. METHODOLOGY

3.1. Materials

The bio-composites with organic waste fillers were experimented with: used coffee grains, prepared egg shells (washed and hoven dried), Puik shells sand mixture for birds, sodium alginate, calcium chloride, glycerine, tap water, white vinegar and white sugar. Jars, pots, spoons, hand mixer, metal filter, stone mortar, stove, hoven and precision scale were used on the materials preparation.

The extruder parts were designed in *Rhinoceros* and printed in a *Prusa 3D Printer* with PETG, PLA and PLA/PHA (see fig. 6). Assembled with a syringe, 5V stepper motor and long threaded bolt with nut.

3.2. Methods

This project was done during one week for the *2020 Fabricademy* assignment 'Open-source hardware: from fibres to textile', *Textile Lab Amsterdam*. Open-source hardware was used with bio-based materials to be extruded resorting to a handheld 3D printer (Jongenburger, 2013). A Qualitative and Quantitative Methodology was divided into parallel methods: the division allowed doing different tasks simultaneously, considering one-week assignment. Methods were: Literature Review; Design through Practice, Exploratory Ideation; Project Development; Prototyping and Assembling; Material Experiments with Sodium Alginate and fillers; Coding and testing.

The experiment recipes started from provided references (Bolumburu, 2018; Ferlatte, 2019; Kochhar, 2018). These were adjusted for appropriate usage of a syringe with an electric handheld extruder for 3D printing.

The research was developed for educational purposes within the Design field. Through direct observation, bio-based composites were analysed through: a) needed effort of handheld extrusion; b) through the solidity or liquidity; c) adaptation to the nozzle in use; d) their properties. Materials were photographed in two distinct phases: wet and cured and after the material was dried to observe shrinking and final characteristics (Table 1, in Appendices).

4. DEVELOPMENT

Through Ideation, it was defined to develop a handheld extruder and bio-based materials to extrude. The class with six students from different backgrounds and nationalities was divided into identified tasks, according to personal skills and interests: Coding motor control + adapting 3D file; Sketches; Assembling the machine; 3D Printing; Materials recipes and Documentation. Although there was interaction during the project, the division allowed doing different tasks in parallel, considering one week as the timeline.

Google docs and drive were used for sharing all the created work. For quickly study results, a novel extruder was developed from a previous open-source 3D extruder model.

Several experiments with bio-composites using sodium alginate and organic waste as fillers were completed successfully and utilizing a novel handheld 3D printer, revealing feasibility (see fig.4 and fig.5).

Polymerization process: 1) Sodium alginate with glycerine as a plasticizer, tap water as a vehicle; fillers and stiffeners (e.g. eggshells, coffee grains waste; shells sand); 2) Moulding and Curing – spraying with Calcium chloride hydrated (10% solution); 3) Drying – in air and room temperature.




Fig.4
Source: the author



Fig.5
Source: the author




Fig.6

Source: the author

5. ANALYSES AND RESULTS

Most samples present opportunities as bio-based materials, although three recipes were chosen as final results by their specific characteristics: facility in extrusion on the handheld 3D extruder developed; fast curing process and materials aspects after two weeks drying. A comparative sample with white sugar (for texture) was made and discard (although sugar soluble in waster could be tested for new results). Material was too stiff to be extruded and is not organic waste (code 10 SSS - Table 1, p. 5).

The shell sand appears like a strong composite with some minimal pores. It needs to be tested to confirm its waterproof behaviour (code 10 ASS-W8 - Table 1, p. 5).

Eggshells bio-based material created a ceramic result (code 12 AE - Table 1, p. 5). It needs to be tested with the most delicate eggshell powder to confirm the possibility of 3D moulds and extrusion. White eggshells can have more concentration of calcium. They resulted whiter and suggested a benefit when returning to nature (e.g. plants fertilizer; fodder for birds).

Coffee grains absorbed more moisture, resulting in a grained bio-plastic with a coffee aroma (code 13 AC - Table 1, p. 5). Depending on sodium alginate, water and glycerine, it can result in a more stiff composite or a flexible rubber or leather. The yarn extruded was fast to cure and dry, and flexible, while the 3D extruded in layers in the Petry dish resulted stiffer, suggesting that it loses more water after cured and dried.

Table 1
Bio-composites experiments
– summarised description
Source: the author 2020

CODE	LASTICISER	POLYMER	STIFFENING	CURING	VEHICLE	NOTES
1 AE -1	5 ml Glycerine	2 gr Alginate	7,5 gr Eggshells		50 ml Water	Based on: (Kochhar, 2018) (Ferlatte, 2019). Very liquid.
2 ASS-W	5 ml Glycerine	2 gr Alginate	7,5 gr Shell sand White part (Pet Stores)		50 ml Water	Based on: (Ferlatte, 2019) Still, fluid resulted better. More stiffness needed. Filter the shell sand removing the big dark parts.

3 ASS-D	5 ml Glycerine	2 gr Alginate	7,5 gr Shell sand - Grounded oyster (Dark parts)			Based on: (Ferlatte, 2019) Very liquid. Filter the shell sand removing the big dark parts. Mortar the dark parts to powder.
4 ASS-W2	5 ml Glycerine	2 gr Alginate	15 gr Shell sand Filtered white part		50 ml Water	Based on: (Ferlatte, 2019) Tested with 4 gr Alginate became too stiff, so returned to 2 gr.
5 ASS-W3	5 ml Glycerine	2 gr Alginate	30 gr Shell sand Filtered white part		50 ml Water	Better results before casting. Move forward with more Shell sand experiments.
6 ASS-W4	5 ml Glycerine	2 gr Alginate	15 gr Shell sand Filtered white part	5 ml Vinegar	50 ml Water	Material resulted in very lumpy and sticky. Curing with 5 ml white Vinegar
7 ASS-W5	10 ml Glycerine	2 gr Alginate	15 gr Shell sand Filtered white part		50 ml Water	Too stiff. Hard to pass on the nozzle.
8 ASS-W6	5 ml Glycerine	2 gr Alginate	60 gr Shell sand Filtered white part		50 ml Water	Results better than previews recipe but needs more Shell sand.
9 ASS-W7	5 ml Glycerine	2 gr Alginate	75 gr Shell sand Filtered white part		50 ml Water	Move forward with more Shell sand.
10 ASS-W8	5 ml Glycerine	2 gr Alginate	90 gr Shell sand Filtered white part		50 ml Water	Too hard to extrude. Move to preview - less Shell sand.

11 SSS	5 ml Glycerine	2 gr Alginate	70gr White Sugar		15 ml Water	Discarded - Not a waste filler.
12 AE-2	4 ml Glycerine	2 gr Alginate	30 gr Eggshells White		30 ml Water	Based on: (Ferlatte, 2019) Better result for extruding (than 1-AE-1)
13 AC	10 ml Glycerine	5 gr Alginate	20 gr Coffee grains		75 ml Water	Based on: (Bolumburu, 2018) Very hard to extrude by hand. Good to work as Bio- composite
14 AE-3	4 ml Glycerine	2 gr Alginate	30 gr Eggshells White		50 ml Water	Based on: (Ferlatte, 2019) Very hard to extrude.
15 AE-4	40 ml Glycerine 20 ml Sunflower oil	24 gr Alginate	30 gr Eggshells White		400 ml Water	Based on: (Raspanti, 2020) Fabricademy Alginate Bio- plastic Good to extrude with the syringe.

6. CONCLUSIONS

In seashore countries (e.g. Portugal, Netherlands), shells sand reveal opportunities for treasuring waste as sustainable materials.

High calcium carbonate value on Eggshells waste gives particular resilience and physical attributes, of worth, for bio-ceramic composites.

Coffee grains bio-composite revealed plasticity and rubber appearance, relevant for vegan leathers or packaging. These have potential interest for future studies: collecting waste on city coffee shops and scaling up bio-based products.

The three elected experiments revealed that could be classified differently according to characteristics: **shell sand bio-composite** (see fig.8b); **eggshell bio-ceramic** (see fig.8b); and **coffee grain bio-plastic** (see fig.8c);.

In conclusion, using natural waste for bio-composites allow easy reproduction, testing and improved results. Furthermore, using open-source bases promotes worldwide collaborative learning and research towards a sustainable approach (e.g. social and economic).

Organic wastes as fillers suggest low shrinkage when comparing after extrusion with curing, with after dried results.



Fig.7

Source: the author




Fig.8

Source: the author

6.1. Future Recommendations

Future experiments are needed to collect more data about material resistance, shrinking, waterproof properties and weight.

ACKNOWLEDGEMENTS

This work is financed by national funds through FCT - Fundação para a Ciência e a Tecnologia, I.P., under the Strategic Project with the references UIDB/04008/2020 and UIDP/04008/2020, and by PhD Research Scholarship FCT 2021.04708.BD.

The authors gratefully acknowledge *TextileLab Amsterdam - Fabricademy* collaboration.

This paper was presented at the 6th CIDAG | International Conference on Design and Graphic Arts, which took place on 20, 21 and 22 October 2021, and was organised by ISEC Lisboa - Instituto Superior de Educação e Ciências and Instituto Politécnico de Tomar.

BIBLIOGRAPHIC REFERENCES

Bolumburu, P. (2018). *Coffee Composite Co02*. <https://materiom.org/recipe/171>

Coffee Based. (n.d.). *Ona535-2*. *MaterialDistrict*. <https://cdn.materialdistrict.com/wp-content/uploads/2016/01/coffee-based-coffee-based-material-ona535-2.jpg>

- Dicker, M. P. M., Duckworth, P. F., Baker, A. B., Francois, G., Hazzard, M. K., & Weaver, P. M. (2013). Green composites: A review of material attributes and complementary applications. *Composites Part A: Applied Science and Manufacturing*, 56, 280–289. https://www.academia.edu/17228210/Green_composites_A_review_of_material_attributes_and_complementary_applications
- Ferlatte, A. (2019). *Eggshell biocomposite*. <https://Fabacademy.Org/>. <https://fabacademy.org/2019/labs/echofab/students/annic-ferlatte/19WildcardWeek.html>
- Ferreira, N. (2014, May 18). *Empresa de Ílhavo produz algas que dão superalimentos, bioplásticos e filtram a água*. PÚBLICO. <https://www.publico.pt/2014/05/18/economia/noticia/algas-que-dao-superalimentos-bioplásticos-e-filtram-a-agua-1636306>
- Georgiou, M. (n.d.). *Materiom*. <https://materiom.org/user/874>
- Jongenburger, K. (2013). *Simple-paste-extruder*. Thingiverse.com. <https://www.thingiverse.com/thing:181833>
- Kipngetch, T. E., & Hillary, M. (2012). A Blend of Green Algae and Sweet Potato Starch as a Potential Source of Bioplastic Production and Its Significance to the Polymer Industry. *International Journal of Green and Herbal Chemistry, IJGHC*; December 2012 – February 2013; Vol.2, No.1, 15-19. https://www.academia.edu/3719354/International_Journal_of_Green_Herbal_Chemistry
- Kochhar, M. (2018). *Eggshell Composite Ceramic Eg02*. <https://Materiom.Org/>. <https://materiom.org/recipe/122>
- Lockton, D., Harrison, D., & Stanton, N. A. (2013). Exploring Design Patterns for Sustainable Behaviour. *The Design Journal*, 16(4), 431–459. <https://doi.org/10.2752/175630613X13746645186124>
- Morris, J. P., Backeljau, T., & Chapelle, G. (2019). Shells from aquaculture: A valuable biomaterial, not a nuisance waste product. *Reviews in Aquaculture*, 11(1), 42–57. <https://doi.org/10.1111/raq.12225>
- Norges Geologiske Undersøkelse, N. (n.d.). *Shell Sand*. <https://Www.Ngu.No/>. <https://www.ngu.no/en/topic/shell-sand>
- Pfeifer, M. (2009). *Materials enabled designs: The materials engineering perspective to product design and manufacturing*. Butterworth-Heinemann.
- Plastic Pollution Coalition. (n.d.). *Plastic Pollution Coalition*. <https://www.plasticpollutioncoalition.org>
- Radulovich, R., Neori, A., Valderrama, D., Reddy, C. R. K., Cronin, H., & Forster, J. (2015). Chapter 3—Farming of seaweeds. In B. K. Tiwari & D. J. Troy (Eds.), *Seaweed Sustainability* (pp. 27–59). Academic Press. <https://doi.org/10.1016/B978-0-12-418697-2.00003-9>
- Raspanti, C. (2020, October 28). *Fabricademy 20-21 Tutorials—Crafting Biomaterials—Alginat*. <https://vimco.com/473180746>
- Sauerwein, M. (2020). Additive Manufacturing for Design in a Circular Economy. <https://doi.org/10.4233/uuid:1ffc3bd6-9592-40bc-9a2a-7830778db093>
- Saxena, M., Pappu, A., Sharma, A., Haque, R., & Wankhede, S. (2011). Composite Materials from

Natural Resources: Recent Trends and Future Potentials. *Advances in Composite Materials - Analysis of Natural and Man-Made Materials*. https://www.academia.edu/10801008/Composite_Materials_from_Natural_Resources_Recent_Trends_and_Future_Potentials

Senturk Parreidt, T., Müller, K., & Schmid, M. (2018). Alginate-Based Edible Films and Coatings for Food Packaging Applications. *Foods*, 7, 170. <https://doi.org/10.3390/foods7100170>

Toro, P., Quijada, R., Yazdani-Pedram, M., & Arias, J. L. (2007). Eggshell, a new bio-filler for polypropylene composites. *Materials Letters*, 61(22), 4347–4350. <https://doi.org/10.1016/j.matlet.2007.01.102>

Reference According to APA Style, 7th edition:

Delgado, C.; Breuer, R. & Forman G. (2022). Organic Waste Bio-Based Materials for 3D Extrusion: Eggshells, Shells Sand and Coffee grains with Sodium Alginate. *Convergências- Revista de Investigação e Ensino das Artes, VOL XV (29)*, 77-87. <https://doi.org/10.53681/c1514225187514391s.29.133>

